

SUBMERSIBLE SUMP PUMPS

MS SERIES

APPLICATIONS

The MS Series Submersible Sump Pumps are designed for many light-duty jobs, including drain water removal or permanent applications with small amounts of debris.

FEATURES

- ◆ Maintenance free operation.
- ◆ Wide-angle for 14" or larger sumps. Vertical switch for small 10" or larger sumps.
- ◆ Dual ball-bearing motor and double lip seal provide durability and longer pump life.
- ◆ Durable PSC motor for years of service.
- ◆ Oil-filled motor for maximum heat dissipation, continuous bearing lubrication.
- ◆ Thermal overload protection with automatic reset.

SPECIFICATIONS

- ◆ **Capacities:** 53 GPM/63 GPM
- ◆ **Shut-Off Head:** 25' (7.6 m)
- ◆ **Tethered Operation:** When On = 14" (356mm); When Off = 5" (127 mm)
- ◆ **Vertical Operation:** When On = 7-1/2" (190.5 mm); When Off = 3" (76 mm)
- ◆ **Solids Handling:** 1/4" (6.4 mm)
- ◆ **Liquids Handling:** Drain water
- ◆ **Intermittent Liquid Temp:** Up to 140°F (60°C)
- ◆ **Motor:** 1/3 HP performance or 1/2 HP PSC motor
- ◆ **Electrical Data:** 3000 RPM, 115V, 1Ø, 60Hz FLA 1/3 HP = 3.9, 1/2 HP = 4.1
- ◆ **Acceptable pH Range:** 6-9
- ◆ **Shaft Seal:** Double lip
- ◆ **Motor Housing:** Corrosion resistant material
- ◆ **Volute Case:** Cast iron
- ◆ **Power Cord:** 10' (25.4 m)
- ◆ **Discharge NPT:** 1-1/2"
- ◆ **Tethered Float Min. Sump Dia.:** 14" (356 mm)
- ◆ **Vertical Float Switch Min. Sump Dia.:** 10" (254 mm)



Tested & Certified to UL778 and CSA 108.
3 Year Warranty

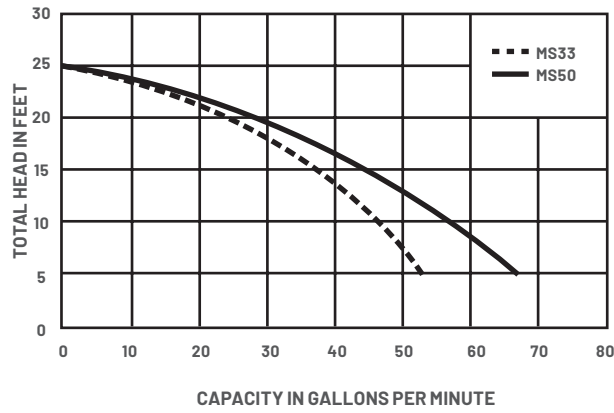
ORDERING INFORMATION

| MODEL NUMBER | HP | MAX CAPACITY | MAX HEAD | DISCHARGE NPT | SOLIDS HANDLING | VOLTS | FULL LOAD AMPS | PHASE | CORD LENGTH | SWITCH |
|--------------|------|--------------|----------|---------------|-----------------|-------|----------------|-------|-------------|--------|
| MS33V10 | 1/3* | 53 | 25 | 1-1/2" | 1/4" | 115 | 3.9 | 1 | 10' | PV |
| MS33T10 | 1/3* | 53 | 25 | 1-1/2" | 1/4" | 115 | 3.9 | 1 | 10' | PT |
| MS50V10 | 1/2 | 63 | 25 | 1-1/2" | 1/4" | 115 | 3.9 | 1 | 10' | PV |

* 1/3 HP performance

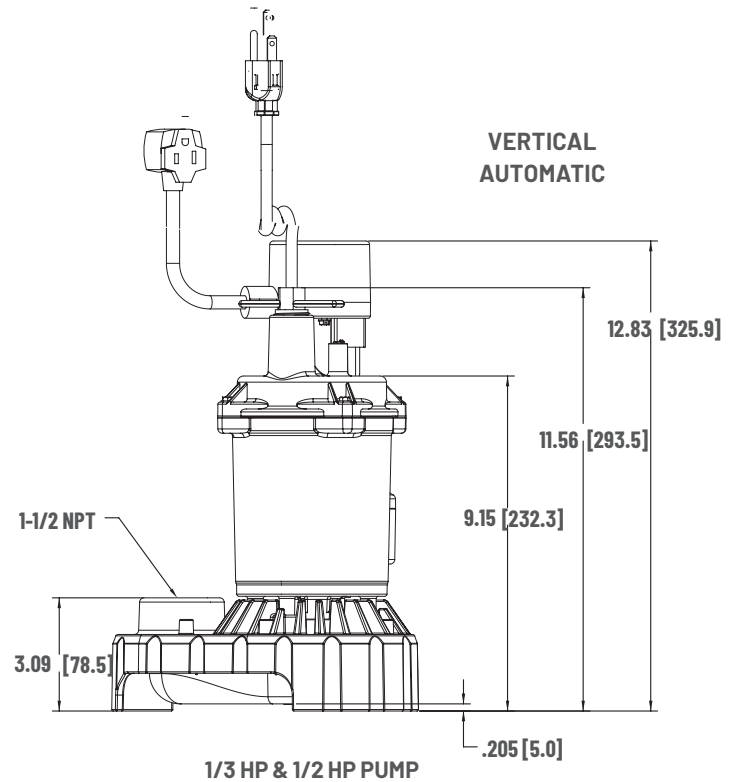
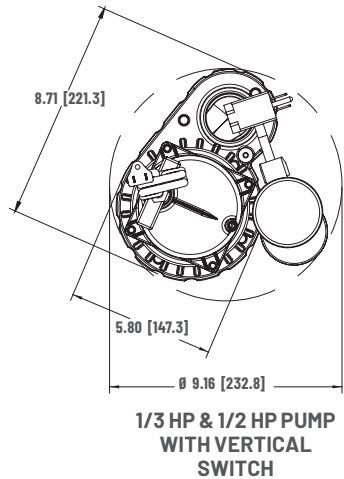
All float switches are piggyback.

PUMP PERFORMANCE



DIMENSIONS

VERTICAL AUTOMATIC



293 Wright St
Delavan, WI 53115
Ph: 888.987.8677
Fx: 800.426.9446

490 Pinebush Rd, Unit 4
Cambridge, Ontario N1T 0A5, Canada
Ph: 800.363.7867
Fx: 888.606.5484

pentair.com

All indicated Pentair trademarks and logos are property of Pentair. Third party registered and unregistered trademarks and logos are the property of their respective owners. Because we are continuously improving our products and services, Pentair reserves the right to change specifications without prior notice. Pentair is an equal opportunity employer.

©2026 Pentair. All Rights Reserved.

PRIF261(04-06-2026)