

AURORA[®] 326A SERIES
COMMERCIAL IN-LINE MOUNTED
CENTRIFUGAL PUMP

AURORA® 326A SERIES

Commercial In-line Mounted Centrifugal Pump

- Capacities to 140 G.P.M. (8.8 lps)
- Heads to 55 Feet (16.8 m)
- Temperatures to 225°F (107°C)
- Space-saving design
- Maintenance-free
- Universal Flange-to-Flange Dimensions

Introduction.

A superior commercial in-line pump based on the established Aurora Pump 320 Series has successfully met the severest demands of high temperature condensate service and boiler feed applications. The 326A in-line's rugged design is engineered specifically for commercial applications, giving it the advantage over competitive models.

Commercial Pump Upgraded Design Features

- Quieter operation with pump inlet straightening vane and Aurora Pump's unique low vibration and low noise engineered motor.
- Direct flange-to-flange compatibility allows installer to replace competitor's pumps without time consuming piping and companion flange modifications.
- Hydrostatic tested pump casing to 1.5 times the maximum operating pressure.
- This compact pump is supported by the in-line piping, thus allowing quick installation.
- Vacuum cast bronze impeller, (rather than plastic or stamped brass) for maximum efficiency and durability.
- Reduced spare parts – one seal and one motor design (GA) fits all pump models.
- Tapped suction and discharge gauge ports to verify pump performance as well as three casing drain port locations.
- Available in standard or build-to-order versions for optimum pump selection flexibility.
- Cast iron bronze fitted (standard), or optional all bronze/all iron constructions available.

Maintenance-Free, Long Lasting, Reliable. Features That Make the 326A Pump Superior to the Competition:

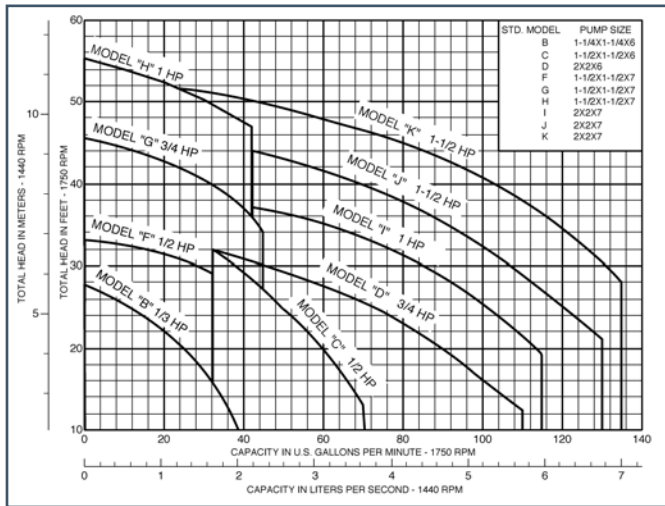
- Enlarged motor bearings with high temperature lubrication require no maintenance.
- Standard seal flush line assures proper mechanical seal lubrication and automatically vents air from the seal chamber for trouble-free operation.
- Stainless steel .75" (22 mm) diameter oversized pump shaft for minimal shaft deflection, increasing mechanical seal life.
- Cast companion flange set packed with the pump (rather than stamped steel flanges).
- Integral pump/motor shaft eliminates premature nuisance failures due to spring type couplings or shaft extensions.

Pump Features and Performance Data

Range Charts 326A In-Line

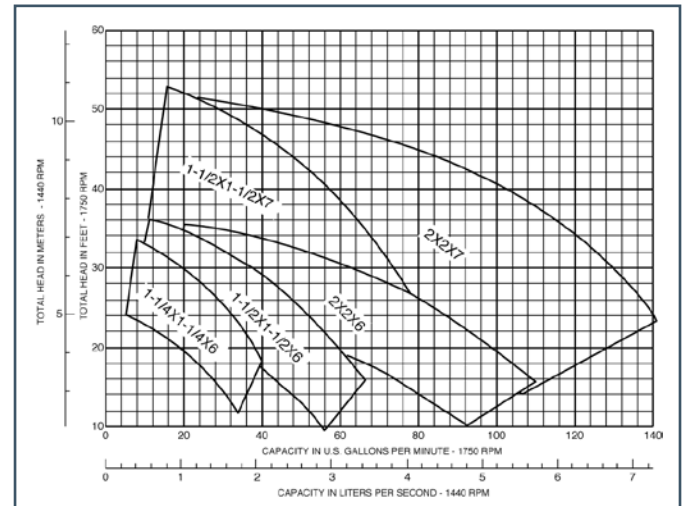
Standard Models

1750 (60 Hz) /1440 (50 Hz) RPM

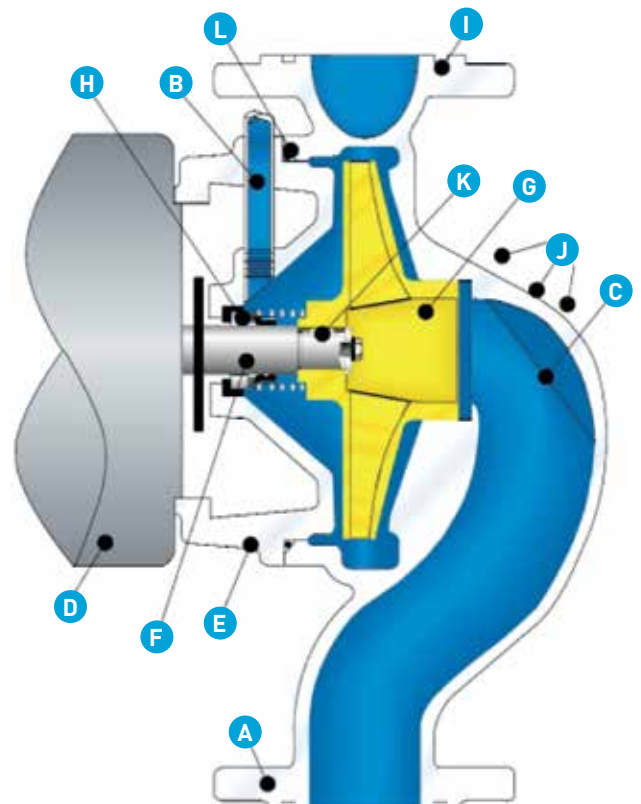


Built-to-Order

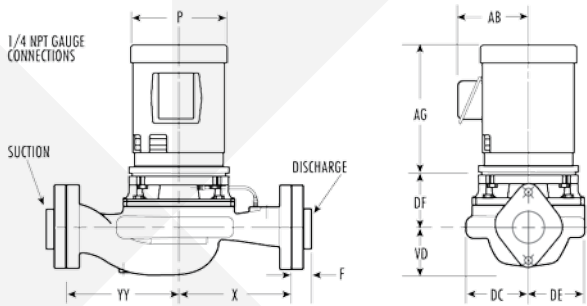
1750 (60 Hz) /1440 (50 Hz) RPM



- A.** Industry Standard Universal Flange-to-Flange Dimensions
direct replacement to competitor's models
- B.** Seal Flush Line
automatic seal venting
- C.** Inlet Straightening Vane
reduced noise
- D.** Standard GA Motor, Maintenance-Free
high temperature bearing lubrication
- E.** Back Pull-Out Design
quick disassembly
- F.** Stainless Steel Shaft
large .75" diameter (22 mm)
- G.** Vacuum Cast Impeller
higher pump efficiencies
- H.** Oversized .75" (22 mm) High Temperature Mechanical Seal
reliable hot water service
- I.** Tapped Suction and Discharge Gauge Ports
pump performance test port
- J.** Three Tapped Casing Vent Plugs
easily accessible
- K.** Key Driven Impeller
securely locked to shaft
- L.** O-Ring Sealed Casing
superior sealing



Engineering Specifications and Dimension Details



Material of Construction			
Pump Part	Bronze Fitted	All Iron	All Bronze
Casing	Cast Iron ASTM A48	Cast Iron ASTM A48	Bronze ASTM B62
Impeller	Bronze ASTM B584	Cast Iron ASTM A48	Bronze ASTM B584
Motor Bracket	Cast Iron ASTM A48	Cast Iron ASTM A48	Bronze ASTM B62
Shaft	Stainless Steel AISI 416	Stainless Steel AISI 416	Stainless Steel AISI 416
Mechanical Seal	Ceramic w/ Buna-N	Ceramic w/ Buna-N	Ceramic w/ Viton

Maximum operating pressure 175 psi.

Maximum operating temperature 225°F (107°C)

Model	GA Motor hp	X	YY	VD	DF	DC	DE	F	Pump Weight	ODP Motor Frame	ODP Motor Weight	TEFC Motor Weight	Dimensions May Vary By Manufacturer		
													AG	P	AB
1-1/4 x 1-1/4 x 6, Model "B"	1/3	4-1/2 (115)	6-1/2 (165)	3-3/8 (86)	2-7/8 (73)	3-1/2 (89)	3-1/2 (89)	7/8 (22)	17 (7.7)	56cz	25 (11.3)	Use 1/2 hp	11 (280)	6-5/8 (170)	5 (130)
1-1/4 x 1-1/4 x 6	1/2	4-1/2 (115)	6-1/2 (165)	3-3/8 (86)	2-7/8 (73)	3-1/2 (89)	3-1/2 (89)	7/8 (22)	17 (7.7)	56cz	30 (13.6)	40 (18.1)	11 (280)	6-5/8 (170)	5 (130)
1-1/2 x 1-1/2 x 6	1/3	4-1/2 (115)	7 (165)	3-3/4 (95)	2-7/8 (73)	3-1/2 (89)	3-3/4 (95)	7/8 (22)	23 (10.4)	56cz	25 (11.3)	Use 1/2 hp	11 (280)	6-5/8 (170)	5 (130)
1-1/2 x 1-1/2 x 6, Model "C"	1/2	4-1/2 (115)	7 (178)	3-3/4 (95)	2-7/8 (73)	3-1/2 (89)	3-3/4 (95)	7/8 (22)	23 (10.4)	56cz	30 (13.6)	40 (18.1)	11 (280)	6-5/8 (170)	5 (130)
1-1/2 x 1-1/2 x 6	3/4	4-1/2 (115)	7 (178)	3-3/4 (95)	2-7/8 (73)	3-1/2 (89)	3-3/4 (95)	7/8 (22)	23 (10.4)	56cz	35 (15.9)	Use 1 hp	11 (280)	6-5/8 (170)	5 (130)
2 x 2 x 6	1/2	4-3/4 (120)	6-3/4 (171)	3-3/4 (95)	2-7/8 (73)	3-3/4 (95)	4 (102)	7/8 (22)	23 (10.4)	56cz	30 (13.6)	40 (18.1)	11 (280)	6-5/8 (170)	5 (130)
2 x 2 x 6, Model "D"	3/4	4-3/4 (120)	6-3/4 (171)	3-3/4 (95)	2-7/8 (73)	3-3/4 (95)	4 (102)	7/8 (22)	23 (10.4)	56cz	35 (15.9)	Use 1 hp	11 (280)	6-5/8 (170)	5 (130)
2 x 2 x 6	1	4-3/4 (120)	6-3/4 (171)	3-3/4 (95)	2-7/8 (73)	3-3/4 (95)	4 (102)	7/8 (22)	23 (10.4)	56cz	40 (18.1)	50 (22.7)	11 (280)	6-5/8 (170)	5 (130)
1-1/2 x 1-1/2 x 7, Model "F"	1/2	5-1/2 (140)	8 (203)	4 (102)	2-7/8 (73)	4 (102)	4-1/4 (108)	7/8 (22)	25 (11.3)	56cz	30 (13.6)	40 (18.1)	11 (280)	6-5/8 (170)	5 (130)
1-1/2 x 1-1/2 x 7, Model "G"	3/4	5-1/2 (140)	8 (203)	4 (102)	2-7/8 (73)	4 (102)	4-1/4 (108)	7/8 (22)	25 (11.3)	56cz	35 (15.9)	Use 1 hp	11 (280)	6-5/8 (170)	5 (130)
1-1/2 x 1-1/2 x 7, Model "H"	1	5-1/2 (140)	8 (203)	4 (102)	2-7/8 (73)	4 (102)	4-1/4 (108)	7/8 (22)	25 (11.3)	56cz	40 (18.1)	50 (22.7)	11 (280)	6-5/8 (170)	5 (130)
1-1/2 x 1-1/2 x 7	1	5-1/2 (140)	8 (203)	4 (102)	2-7/8 (73)	4 (102)	4-1/4 (108)	7/8 (22)	25 (11.3)	56cz	40 (18.1)	50 (22.7)	11 (280)	6-5/8 (170)	5 (130)
1-1/2 x 1-1/2 x 7	1-1/2	5-1/2 (140)	8 (203)	4 (102)	2-7/8 (73)	4 (102)	4-1/4 (108)	7/8 (22)	25 (11.3)	56cz	40 (18.1)	50 (22.7)	11 (280)	6-5/8 (170)	5 (130)
2 x 2 x 7, Model "I"	3/4	6 (152)	8 (203)	4 (102)	2-7/8 (73)	4-1/4 (108)	4-3/4 (121)	13/16 (21)	26 (11.8)	56cz	35 (15.9)	Use 1 hp	11 (280)	6-5/8 (170)	5 (130)
2 x 2 x 7	1	6 (152)	8 (203)	4 (102)	2-7/8 (73)	4-1/4 (108)	4-3/4 (121)	13/16 (21)	26 (11.8)	56cz	40 (18.1)	50 (22.7)	11 (280)	6-5/8 (170)	5 (130)
2 x 2 x 7, Models "J" and "K"	1-1/2	6 (152)	8 (203)	4 (102)	2-7/8 (73)	4-1/4 (108)	4-3/4 (121)	13/16 (21)	26 (11.8)	*	55 (24.9)	60 (27.2)	11 (280)	6-5/8 (170)	5 (130)
2 x 2 x 7	2	6 (152)	8 (203)	4 (102)	2-7/8 (73)	4-1/4 (108)	4-3/4 (121)	13/16 (21)	26 (11.8)	**	55 (24.9)	60 (27.2)	11 (280)	6-5/8 (170)	5 (130)

Notes:

- Dimensions and weights are approximate.
- All weights are in pounds or kilograms (kg).
- All dimensions are in inches or metric (mm) and may vary ± .25" (.6 mm).
- Conduit box is shown in approximate position. Dimensions are not specified (as they vary with each motor manufacturer).
- Add pump and motor weight for unit weight.
- Not for construction purposes unless certified.
- * 1 phase (145tcz), 3 phase (56cz)
- ** 1 phase (182tcz), 3 phase (145tcz)

How To Specify In-Line Mounted Centrifugal Pump (326A)

The contractor shall furnish and install in location as shown on the plan an Aurora Pump Type 326A In-Line Centrifugal Pump, single stage design size ____ (bronze fitted) (all iron) (all bronze) construction. The pump shall have a capacity of ____ G.P.M. at ____ ft. total head and ____ specific gravity. The pump mechanical seal is to be a Buna-N bellows, Ceramic seat, and hot water carbon washer. The pump shall be capable of mounting horizontally or vertically. The pump is to be close-coupled to a NEMA motor of ____ hp, ____ phase, ____ R.P.M., (drip proof) (totally enclosed) enclosure, with stainless steel motor shaft. The motor shall be designed to Aurora Pump's specifications as to vibration limits.



800 AIRPORT ROAD, NORTH AURORA, ILLINOIS 60542 WWW.AURORAPUMP.COM

Because we are continuously improving our products and services, Pentair reserves the right to change specifications without prior notice. A-02-1015 02/27/13 © 2013 Pentair Ltd. All Rights Reserved.

